

## Pneumatic Quick Couplings

## General Purpose – Manual Connect 50 Series



### Features

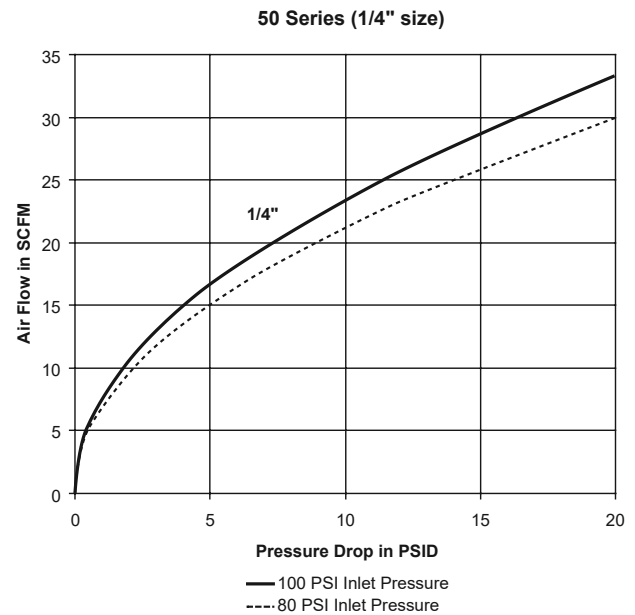
- Parker 50 Series couplings are interchangeable with ARO's 210 series couplings.
- 50 Series couplings have a full opening tubular valve for maximum flow and a built-in sleeve guard to minimize accidental disconnect.
- 50 Series couplings have all brass bodies and steel valves.
- Standard seal material is Nitrile. See the Coupling Selection and Ordering Information guide at the beginning of Section A and the Fluid Compatibility Chart at the end of this catalog for optional materials.
- Push-to-Connect version available. See HA Series.

### Specifications

Body Size (in.)	1/4
Rated Pressure (PSI)	300
Temperature Range (Std. seals)*	-40° to +250° F.
Locking Device	4 balls

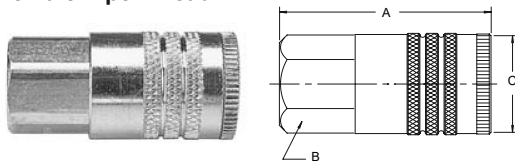
\* See Coupling Selection and Ordering Guide for Optional Seals.  
See **Coupling Repair Kits** Table on introduction page to General Purpose - Manual Connect Couplers

### Performance



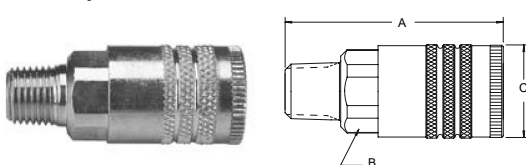
### Couplers

#### Female Pipe Thread



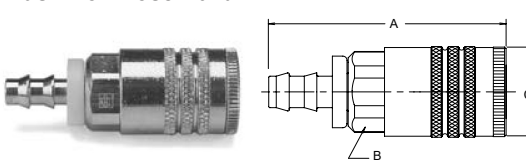
Body Size (in.)	Part No. Brass	Thread Size NPTF	Dimensions (in.)			Wt. (LB) P/Piece
			Overall Length	Hex Size	Largest Diameter	
			A	B	C	
1/4	B53	1/4-18	1.83	0.75	0.90	0.20
1/4	B53E	3/8-18	1.95	0.81	0.94	0.21

#### Male Pipe Thread



Body Size (in.)	Part No. Brass	Thread Size NPTF	Dimensions (in.)			Wt. (LB) P/Piece
			Overall Length	Hex Size	Largest Diameter	
			A	B	C	
1/4	B52	1/4-18	2.05	0.75	0.90	0.20
1/4	B52E	3/8-18	2.08	0.75	0.90	0.21

#### Push-Lok Hose Barb\*



Body Size (in.)	Part No. Brass	Hose I.D.	Dimensions (in.)			Wt. (LB) P/Piece
			Overall Length	Hex Size	Largest Diameter	
			A	B	C	
1/4	B50-3BP	1/4	2.32	0.75	0.90	0.19
1/4	B50-5BP	3/8	2.47	0.75	0.90	0.20

\* Push-Lok hose barbs are designed for use with Push-Lok hose and do not require clamps.

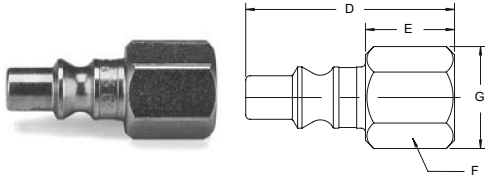


## Pneumatic Quick Couplings

## General Purpose – Manual Connect 50 Series

### Nipples

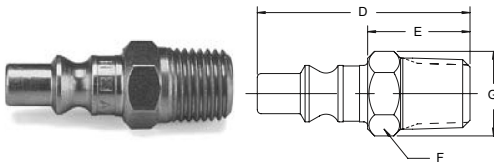
#### Female Pipe Thread



Body Size (in.)	Part No. Steel	Thread Size NPTF	Overall Length	Dimensions (in.)			Wt. (LB) P/Piece
				Exposed Length*	Hex Size	Largest Diameter	
			D	E	F	G	
1/4	A3C	1/4-18	1.47	0.66	0.62	0.72	0.04

\* This dimension represents portion of nipple that is exposed when nipple is inserted in a Parker 50 Series coupler.

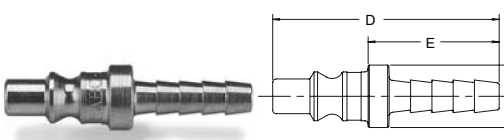
#### Male Pipe Thread



Body Size (in.)	Part No. Steel	Thread Size NPTF	Overall Length	Dimensions (in.)			Wt. (LB) P/Piece
				Exposed Length*	Hex Size	Largest Diameter	
			D	E	F	G	
1/4	A2C	1/4-18	1.62	0.82	0.56	0.65	0.05

\* This dimension represents portion of nipple that is exposed when nipple is inserted in a Parker 50 Series coupler.

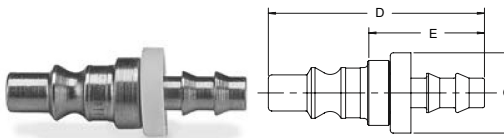
#### Standard Hose Barb



Body Size (in.)	Part No. Steel	Hose I.D.	Overall Length	Dimensions (in.)		Wt. (LB) P/Piece
				Exposed Length*	Largest Diameter	
			D	E	G	
1/4	A8C	1/4	1.63	0.85	.043	0.03

\* This dimension represents portion of nipple that is exposed when nipple is inserted in a Parker 50 Series coupler.

#### Push-Lok Hose Barb\*\*



Body Size (in.)	Part No. Steel	Hose I.D.	Overall Length	Dimensions (in.)		Wt. (LB) P/Piece
				Exposed Length*	Largest Diameter	
			D	E	G	
1/4	A8CP	1/4	1.65	0.87	0.67	0.03

\* This dimension represents portion of nipple that is exposed when nipple is inserted in a Parker 50 Series coupler.

\*\* Push-Lok hose barbs are designed for use with Parker push-lok hose and do not require clamps.